



**Floor Scrubber**  
175 RPM



**Auto-scrubber**  
Rotary or cylindrical  
Max 350 RPM



**Mechanical cleaning disk**  
3M™ or equivalent colored disk

















**Manual cleaning equipment**  
Microfiber mop  
Dry dust mop



**Walk-off mats**  
Needed at every entrance. They need to be cleaned on a regular basis.



**Tables & chairs protection**  
Well maintained entrance will prevent scratches on the flooring.

		Equipment used	Cleaning products	Cleaning methods
FLOORS	Daily maintenance			To do as needed
	Manual cleaning	 	Neutral Cleaner	1-Sweep the surface 2-Wash with mop using cleaning solution 3-Rinse with clean water
	OR			
	Auto-scrub Floor Scrubber	    3M™ 5100	Neutral Cleaner or Clean water <sup>1</sup>	To do as needed 1-Sweep the surface 2-Scrub with water or solution 3-Rinse with clean water 4-Vacuum-up solution
Regular maintenance			Once every 2 weeks	
Auto-scrub Floor Scrubber	    3M™ 5100	Neutral Cleaner	1-Sweep the surface 2-Scrub with solution 3-Vacuum-up solution 4-Rinse with clean water	
Initial cleaning and/or Periodic Deep Cleaning			Every 2 to 3 months	
Auto-scrub Floor Scrubber	    3M™ 5100	Neutral or Alkaline Cleaner pH must not exceed 11	1-Sweep the surface 2-Scrub with solution (Turn-off vacuum) 3-Let solution dwell ± 5 minutes 4-Scrub again (Turn-on vacuum) 5-Rinse with clean water	

**NOTE:** These instruction must be adapted to the site conditions and traffic patterns observed for the different areas where the flooring is installed.

- Do not apply any floor finish as it will negatively affect the performance of the flooring.
- Refer to adhesive technical data sheet for cure time before initial maintenance occurs.
- Never use cleaners with pH higher than 11.
- There are many different cleaning products on the market, they are not all equally effective.
- Grit and sand left on the surface is abrasive and will eventually scratch the flooring.
- Rubber can permanently stain vinyl floor coverings. Use non-rubber floor protectors.
- Never use household cleaning products, scouring pads, steel wool or any abrading product that could damage the surface of the flooring.

Following is a list of products recommended by the main manufacturers

#### Cleaning Product Suppliers

XL North 1-888-530-2259  
Diversey 1-800-558-2332  
Hillyard 1-800-365-1555

#### Cleaning Products

[APC All Purpose Cleaner](#)  
[Diversey Profi Neutral Cleaner](#)  
[Citrus Scrub](#)

Other brands and products are available on the market. Your supplier may have equivalent products to the ones recommended. It is their responsibility to demonstrate the effectiveness of these products.